



2017 Dental School Admission Report

Executive Summary

The following report examines the application, acceptance, and matriculation metrics for students who applied to Dental School in 2017.

Table of Contents

TMDSAS Entry Year 2017 Applicant & Matriculation Statistics.....	2
TMDSAS Entry Year 2017 Statistics by Texas Dental School.....	2
TMDSAS Dental School Primary Major Analysis	3
TMDSAS Texas Dental Schools Overall GPA Analysis	4
TMDSAS Texas Dental School Matriculated to vs. Overall GPA.....	4
TMDSAS Texas Dental Schools Science GPA Analysis	5
TMDSAS Texas Dental School Matriculated to vs. Science GPA.....	5
DAT Academic Average (DAT AA) Analysis - TMDSAS	6
DAT Academic Average (DAT AA) Score by Texas Dental School.....	6
DAT Perceptual Ability (DAT P) Analysis - TMDSAS.....	6
DAT Perceptual Ability (DAT P) Score by Texas Dental School	6
AADSAS Entry Year 2017 Applicant & Matriculation Statistics	7
AADSAS Dental School Primary Major Analysis.....	7
Overall GPA Analysis - AADSAS.....	8
Science GPA Analysis - AADSAS.....	9
DAT Academic Average (DAT AA) Analysis – AADSAS.....	11
DAT Academic Average (DAT AA) Score by Out of State Dental School.....	11
DAT Perceptual Ability (DAT P) Analysis – AADSAS	12
DAT Perceptual Ability (DAT P) Score by Out of State Dental School.....	12
Out of State Dental Schools UT Students Matriculated to	13

TMDSAS Dental School Overview

According to the data, 45 students matriculated to a Texas Dental school out of the 108 total number of students that applied. This led to an acceptance rate of ~53% & a matriculation rate of ~42%

TMDSAS Entry Year 2017 Applicant & Matriculation Statistics

TMDSAS Texas Dental School Entry Year 2017		
Total Applicants	Total Accepted	Total Matriculated
108	57 (53%)	45 (42%)

*the numbers are indicative of the count of matriculated students who released their data to UT HPO

TMDSAS Entry Year 2017 Statistics by Texas Dental School

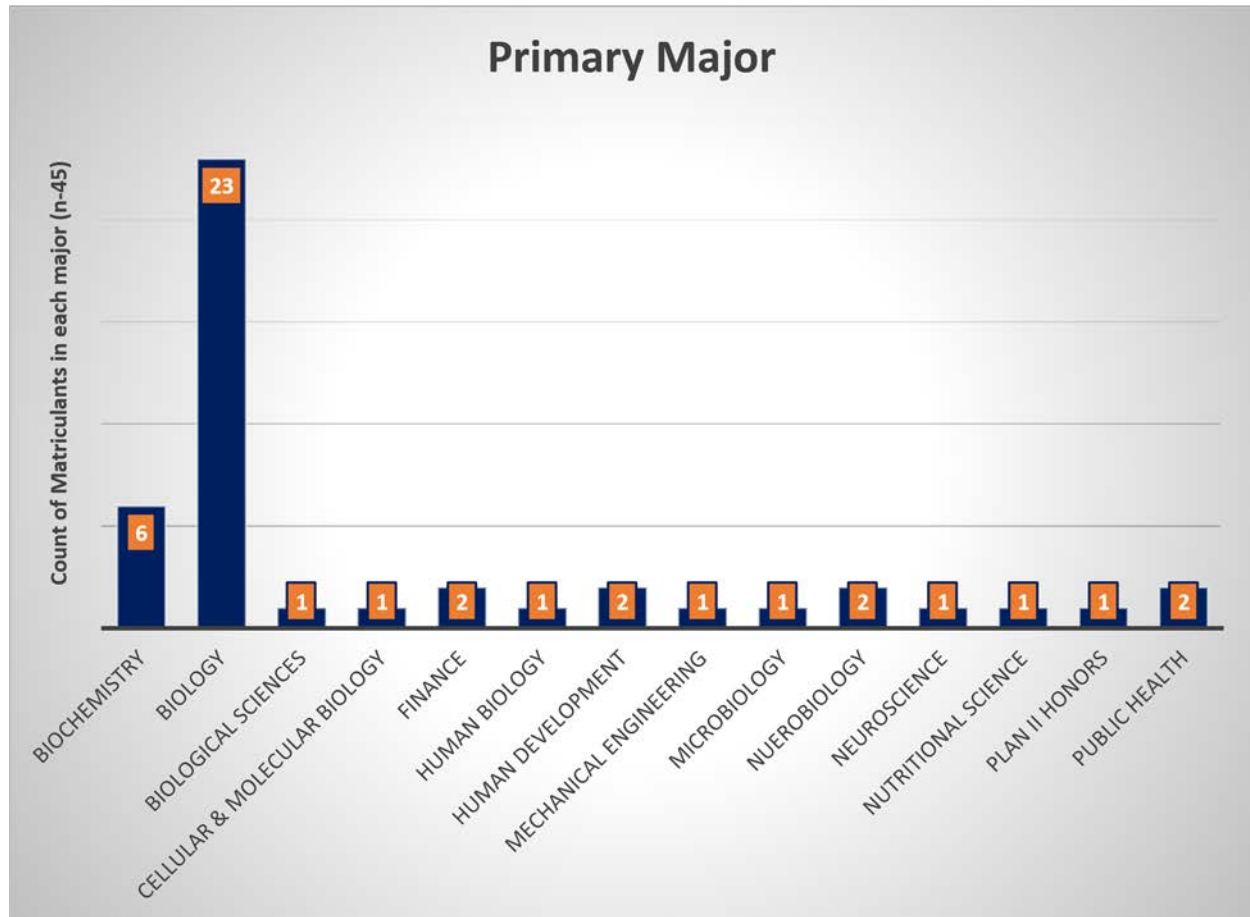
School	Texas Dental Schools Overall		
	Applied	Accepted	Matriculated
Texas A&M University College of Dentistry	44	19 (43%)	8 (42%)
UT School of Dentistry at Houston	45	28 (62%)	23 (82%)
UT School of Dentistry at San Antonio	44	32 (73%)	14 (44%)

*UT students have applied to multiple schools so the data above reflects duplicate applications and some who received multiple acceptances. The matriculated number is unique to the individual UT Student who began Dental School

TMDSAS Dental School Primary Major Overview

Most students that matriculated to Dental School in Texas majored in Biology or Biochemistry. In addition, a wide range of other majors were identified.

TMDSAS Dental School Primary Major Analysis



*the numbers are indicative of the count of matriculated students who released their data to UT HPO

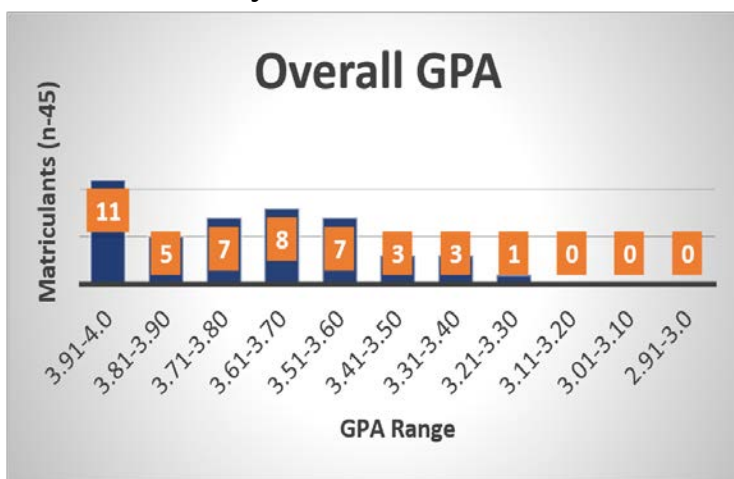
TMDSAS Dental School GPA Overview

The following data tables analyze the Overall & Science GPA's of matriculated students.

It also analyzes Overall & Science GPA's by the school matriculated to.

TMDSAS Texas Dental Schools Overall GPA Analysis

GPA	n	%
3.91-4.0	11	24%
3.81-3.90	5	11%
3.71-3.80	7	16%
3.61-3.70	8	18%
3.51-3.60	7	16%
3.41-3.50	3	7%
3.31-3.40	3	7%
3.21-3.30	1	2%
3.11-3.20	0	0%
3.01-3.10	0	0%
2.91-3.0	0	0%
Total	45	100%



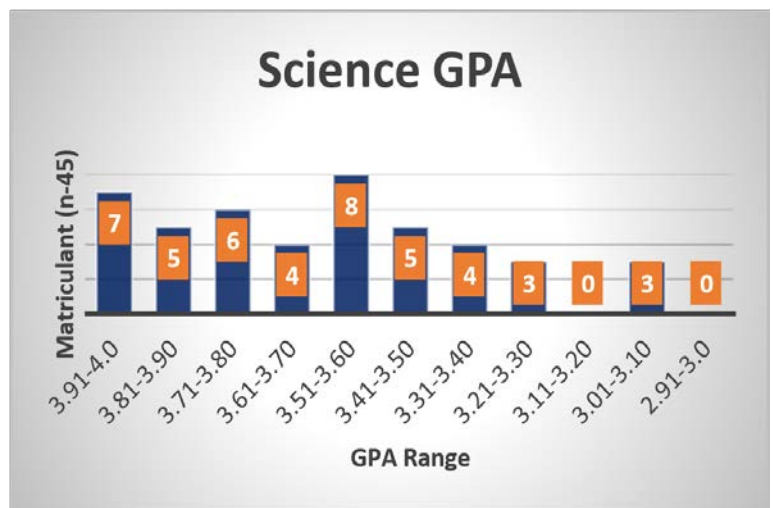
TMDSAS Texas Dental School Matriculated to vs. Overall GPA

		Overall GPA											
		4.00-3.91	3.90-3.81	3.80-3.71	3.70-3.61	3.60-3.51	3.50-3.41	3.40-3.31	3.30-3.21	3.20-3.11	3.10-3.01	3.00-2.91	2.90-2.81
Schools	Texas A&M University College of Dentistry	3		1	1		1	2					
	UT School of Dentistry at Houston	7	5	4	3	4							
	UT School of Dentistry at San Antonio	1		2	4	3	2	1	1				

*the numbers are indicative of the count of matriculated students who released their data to UT HPO

TMDAS Texas Dental Schools Science GPA Analysis

GPA	n	%
3.91-4.0	7	16%
3.81-3.90	5	11%
3.71-3.80	6	13%
3.61-3.70	4	9%
3.51-3.60	8	18%
3.41-3.50	5	11%
3.31-3.40	4	9%
3.21-3.30	3	7%
3.11-3.20	0	0%
3.01-3.10	3	7%
2.91-3.0	0	0%
Total	45	100%



TMDAS Texas Dental School Matriculated to vs. Science GPA

		Science GPA												
Schools		4.00-3.91	3.90-3.81	3.80-3.71	3.70-3.61	3.60-3.51	3.50-3.41	3.40-3.31	3.30-3.21	3.20-3.11	3.10-3.01	3.00-2.91	2.90-2.81	
	Texas A&M University College of Dentistry	2	1			1	1		1			2		
	UT School of Dentistry at Houston	5	3	6	2	2	4	1						
	UT School of Dentistry at San Antonio		1		2	5		3	2			1		

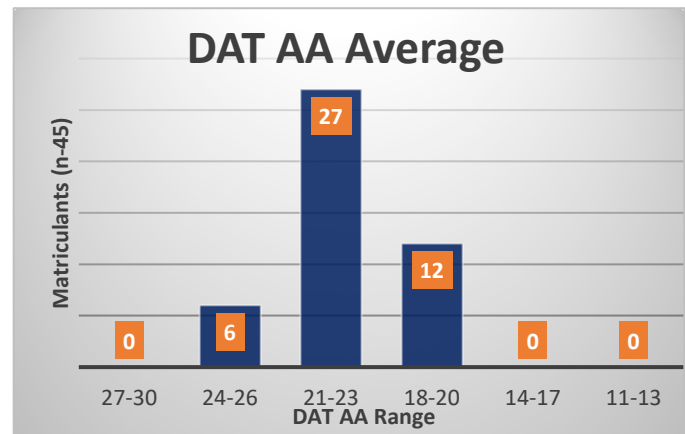
*the numbers are indicative of the count of matriculated students who released their data to UT HPO

TMDSAS Dental School DAT Overview

The following data tables analyze the relations between DAT scores and school matriculated to in Texas.

DAT Academic Average (DAT AA) Analysis - TMDSAS

DAT AA	n	%
27-30	0	0%
24-26	6	13%
21-23	27	60%
18-20	12	27%
14-17	0	0%
11-13	0	0%
Total	45	100%



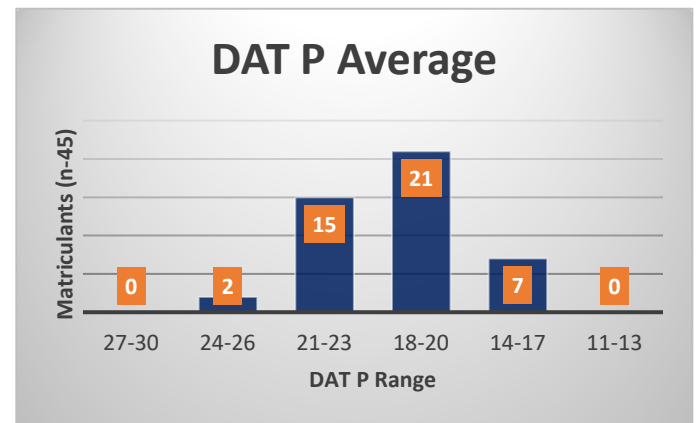
DAT Academic Average (DAT AA) Score by Texas Dental School

School	DAT AA Range						
	27-30	24-26	21-23	18-20	14-17	11-13	
Texas A&M University College of Dentistry			5	3			
UT School of Dentistry at Houston		5	14	4			
UT School of Dentistry at San Antonio		1	8	5			

*the numbers are indicative of the count of matriculated students who released their data to UT HPO

DAT Perceptual Ability (DAT P) Analysis - TMDSAS

DAT P Score	n	%
27-30	0	0%
24-26	2	4%
21-23	15	33%
18-20	21	47%
14-17	7	16%
11-13	0	0%
Total	45	100%



DAT Perceptual Ability (DAT P) Score by Texas Dental School

School	DAT P Range						
	27-30	24-26	21-23	18-20	14-17	11-13	
Texas A&M University College of Dentistry			1	5	2		
UT School of Dentistry at Houston		1	10	9	3		
UT School of Dentistry at San Antonio		1	4	7	2		

*the numbers are indicative of the count of matriculated students who released their data to UT HPO

AADSAS Dental School Overview

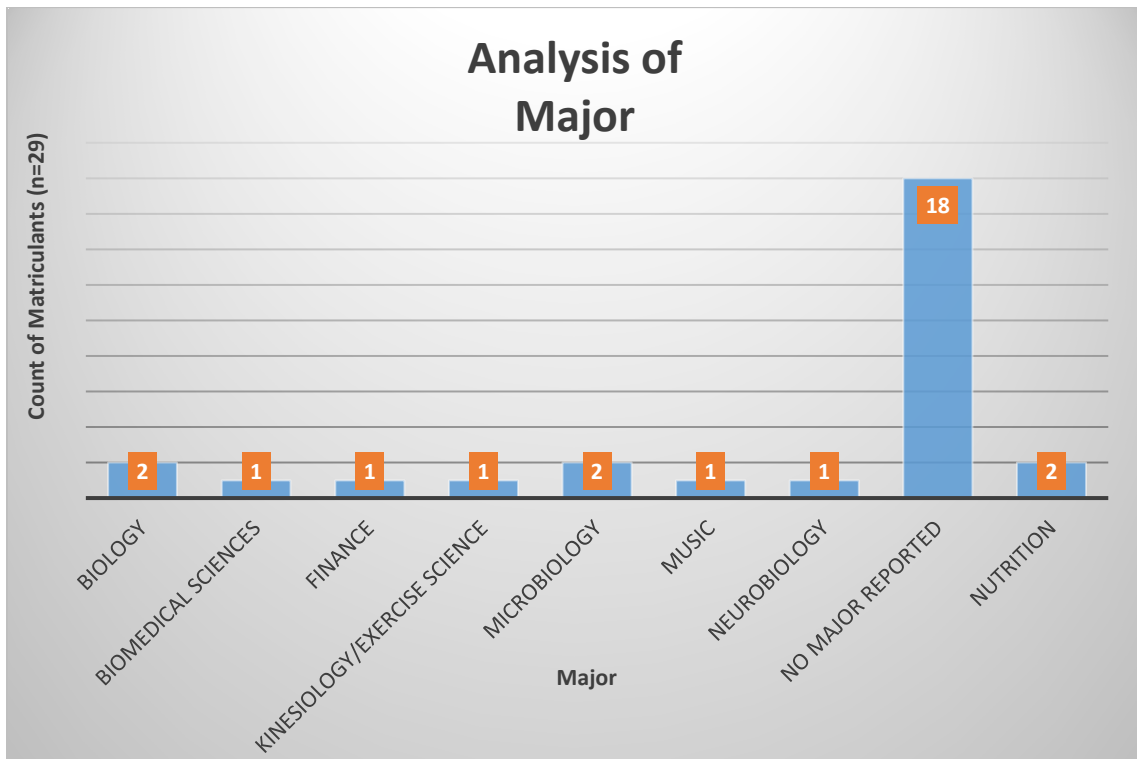
According to the data, 29 students matriculated to an out of state Dental school out of the 110 total number of students that applied. This led to an acceptance rate of ~39% & a matriculation rate of ~26%. Also the majority of the 29 students did not report a major.

AADSAS Entry Year 2017 Applicant & Matriculation Statistics

AADSAS Entry Year 2017		
Applied Count	Accepted Count	Matriculated Count
110	43 (39%)	29 (26%)

*the numbers are indicative of the count of matriculated students who released their data to UT HPO

AADSAS Dental School Primary Major Analysis



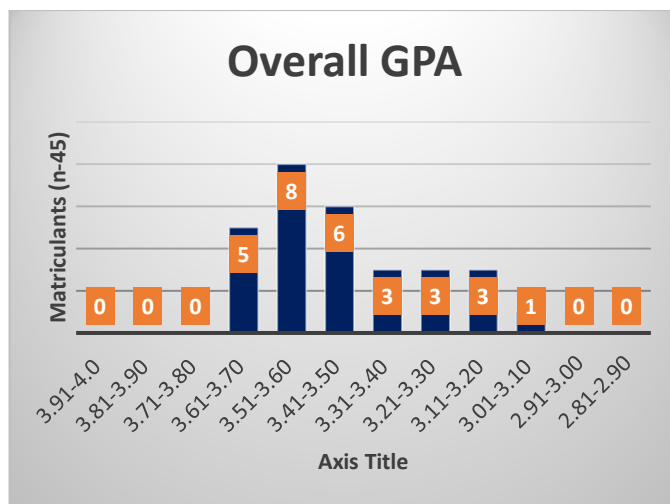
AADSAS Dental School GPA Overview

The following data tables analyze the Overall & Science GPA's of matriculated students.

It also analyzes Overall & Science GPA's by the school matriculated to.

Overall GPA Analysis - AADSAS

GPA	n	%
3.91-4.00	0	0%
3.81-3.90	0	0%
3.71-3.80	0	0%
3.61-3.70	5	17%
3.51-3.60	8	28%
3.41-3.50	6	21%
3.31-3.40	3	10%
3.21-3.30	3	10%
3.11-3.20	3	10%
3.01-3.10	1	4%
2.91-3.00	0	0%
2.81-2.90	0	0%
Total	29	100%



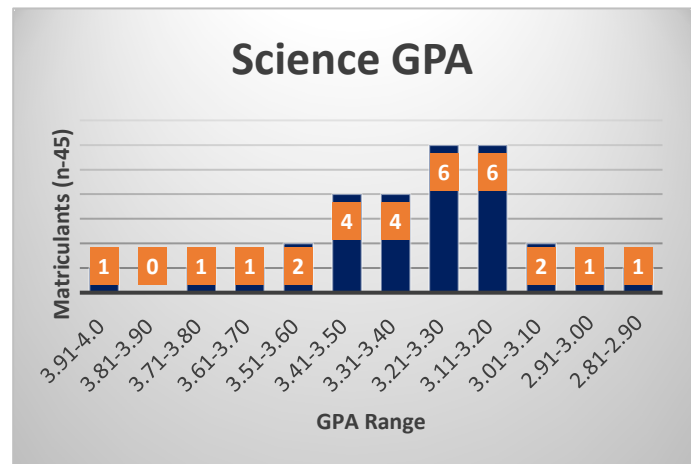
		Overall GPA by Out of State Dental School													
School		4.00-3.91	3.90-3.81	3.80-3.71	3.70-3.61	3.60-3.51	3.50-3.41	3.40-3.31	3.30-3.21	3.20-3.11	3.10-3.01	3.00-2.91	2.90-2.81		
	Arizona School of Dentistry and Oral Health (AZ)				2	1	1								
	Lake Erie College of Osteopathic Medicine School of Dental Medicine (LECOM-FL)					3	1								
	Loma Linda University School of Dentistry (LLU)				1										
	Marquette University School of Dentistry (MQT)						1	1							
	Midwestern University College of Dental Medicine-Arizona (MWU)						1		1		1				
	Missouri School of Dentistry & Oral Health (MOSDOH)									1					
	New York University College of Dentistry (NYU)				1	1	1			1					
	Nova Southeastern University College of Dental Medicine (NSU)				1										
	Roseman University of Health Sciences College of Dental Medicine (USN)									1					

Rutgers School of Dental Medicine (RSDM)									1									
The Maurice H. Kornberg School of Dentistry, Temple University (TEMP)									1									
Touro College of Dental Medicine at New York Medical College										1	2							
University of Detroit Mercy School of Dentistry (UDM)										1								
University of Southern California Herman Ostrow School of Dentistry (USC)									1									
Western University of Health Sciences College of Dental Medicine (WESTU)									1									
		4.00-3.91	3.90-3.81	3.80-3.71	3.70-3.61	3.60-3.51	3.50-3.41	3.40-3.31	3.30-3.21	3.20-3.11	3.10-3.01	3.00-2.91	2.90-2.81					

*the numbers are indicative of the count of matriculated students who released their data to UT HPO

Science GPA Analysis - AADSAS

GPA	n	%
3.91-4.00	1	3%
3.81-3.90	0	0%
3.71-3.80	1	3%
3.61-3.70	1	3%
3.51-3.60	2	7%
3.41-3.50	4	14%
3.31-3.40	4	14%
3.21-3.30	6	21%
3.11-3.20	6	21%
3.01-3.10	2	7%
2.91-3.00	1	3%
2.81-2.90	1	3%
Total	29	100%



		Science GPA by Out of State Dental School															
School		4.00-3.91	3.90-3.81	3.80-3.71	3.70-3.61	3.60-3.51	3.50-3.41	3.40-3.31	3.30-3.21	3.20-3.11	3.10-3.01	3.00-2.91	2.90-2.81				
	Arizona School of Dentistry and Oral Health (AZ)				1					1	1						
	Lake Erie College of Osteopathic Medicine School of Dental Medicine (LECOM-FL)							1		2	1						
	Loma Linda University School of Dentistry (LLU)							1									
	Marquette University School of Dentistry (MQT)										1		1				

Midwestern University College of Dental Medicine-Arizona (MWU)	1				1				1					
Missouri School of Dentistry & Oral Health (MOSDOH)											1			
New York University College of Dentistry (NYU)							1	2						1
Nova Southeastern University College of Dental Medicine (NSU)							1							
Roseman University of Health Sciences College of Dental Medicine (USN)										1				
Rutgers School of Dental Medicine (RSDM)								1						
The Maurice H. Kornberg School of Dentistry, Temple University (TEMP)								1						
Touro College of Dental Medicine at New York Medical College									1	2				
University of Detroit Mercy School of Dentistry (UDM)											1			
University of Southern California Herman Ostrow School of Dentistry (USC)						1								
Western University of Health Sciences College of Dental Medicine (WESTU)									1					
	4.00-3.91	3.90-3.81	3.80-3.71	3.70-3.61	3.60-3.51	3.50-3.41	3.40-3.31	3.30-3.21	3.20-3.11	3.10-3.01	3.00-2.91	2.90-2.81		

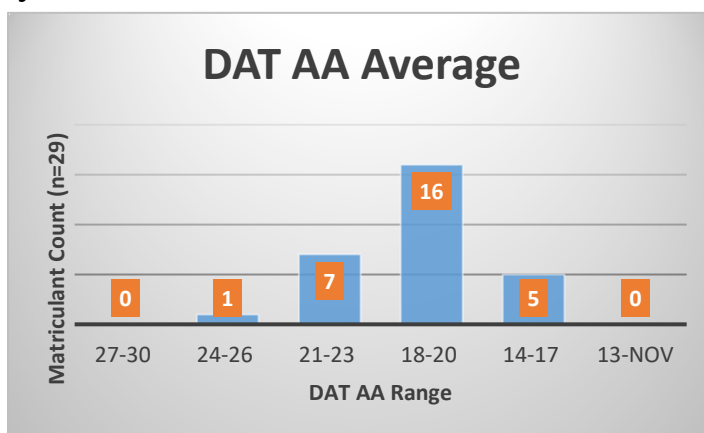
*the numbers are indicative of the count of matriculated students who released their data to UT HPO

AADSAS Dental School DAT Overview

The following data tables analyze the relations between DAT scores and school matriculated to out of state.

DAT Academic Average (DAT AA) Analysis – AADSAS

DAT AA	n	%
27-30	0	0%
24-26	1	3%
21-23	7	24%
18-20	16	56%
14-17	5	17%
11-13	0	0%
Total	29	100%



DAT Academic Average (DAT AA) Score by Out of State Dental School

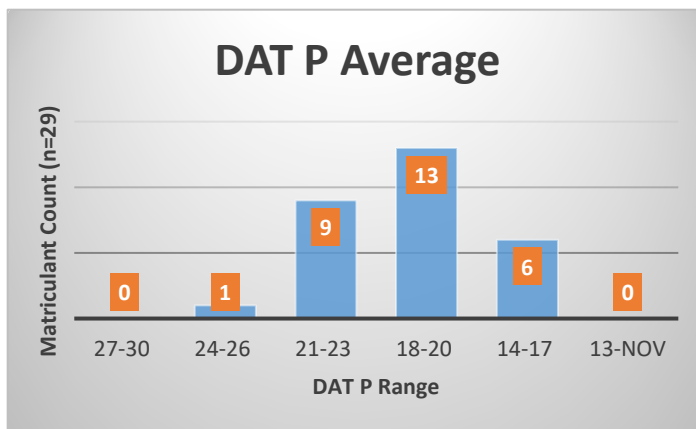
		27-30	24-26	21-23	18-20	14-17	11-13
School	Arizona School of Dentistry and Oral Health (AZ)		1		2	1	
	Lake Erie College of Osteopathic Medicine School of Dental Medicine (LECOM-FL)			2	2		
	Loma Linda University School of Dentistry (LLU)			1			
	Marquette University School of Dentistry (MQT)			1	1		
	Midwestern University College of Dental Medicine-Arizona (MWU)			1	2		
	Missouri School of Dentistry & Oral Health (MOSDOH)					1	
	New York University College of Dentistry (NYU)				4		
	Nova Southeastern University College of Dental Medicine (NSU)				1		
	Roseman University of Health Sciences College of Dental Medicine (USN)			1			
	Rutgers School of Dental Medicine (RSDM)				1		
	The Maurice H. Kornberg School of Dentistry, Temple University (TEMP)			1			
	Touro College of Dental Medicine at New York Medical College				3		
	University of Detroit Mercy School of Dentistry (UDM)					1	

University of Southern California Herman Ostrow School of Dentistry (USC)					1	
Western University of Health Sciences College of Dental Medicine (WESTU)					1	
	27-30	24-26	21-23	18-20	14-17	11-13

*the numbers are indicative of the count of matriculated students who released their data to UT HPO

DAT Perceptual Ability (DAT P) Analysis – AADSAS

DAT AA	n	%
27-30	0	0%
24-26	1	3%
21-23	9	31%
18-20	13	45%
14-17	6	21%
11-13	0	0%
Total	29	100%



DAT Perceptual Ability (DAT P) Score by Out of State Dental School

School		27-30	24-26	21-23	18-20	14-17	11-13
	Arizona School of Dentistry and Oral Health (AZ)			1	1	2	
Lake Erie College of Osteopathic Medicine School of Dental Medicine (LECOM-FL)				1	1	2	
Loma Linda University School of Dentistry (LLU)				1			
Marquette University School of Dentistry (MQT)				1	1		
Midwestern University College of Dental Medicine-Arizona (MWU)					3		
Missouri School of Dentistry & Oral Health (MOSDOH)						1	
New York University College of Dentistry (NYU)				1	2	1	
Nova Southeastern University College of Dental Medicine (NSU)					1		
Roseman University of Health Sciences College of Dental Medicine (USN)				1			
Rutgers School of Dental Medicine (RSDM)				1			
The Maurice H. Kornberg School of Dentistry, Temple University (TEMP)				1			

Touro College of Dental Medicine at New York Medical College			1	2		
University of Detroit Mercy School of Dentistry (UDM)					1	
University of Southern California Herman Ostrow School of Dentistry (USC)					1	
Western University of Health Sciences College of Dental Medicine (WESTU)				1		
	27-30	24-26	21-23	18-20	14-17	11-13

*the numbers are indicative of the count of matriculated students who released their data to UT HPO

AADSAS Dental School Matriculation List

The following data table shows which out of state Dental Schools UT Students matriculated to.

Out of State Dental Schools UT Students Matriculated to

Arizona School of Dentistry and Oral Health (AZ)
Lake Erie College of Osteopathic Medicine School of Dental Medicine (LECOM-FL)
Loma Linda University School of Dentistry (LLU)
Marquette University School of Dentistry (MQT)
Midwestern University College of Dental Medicine-Arizona (MWU)
Missouri School of Dentistry & Oral Health (MOSDOH)
New York University College of Dentistry (NYU)
Nova Southeastern University College of Dental Medicine (NSU)
Roseman University of Health Sciences College of Dental Medicine (USN)
Rutgers School of Dental Medicine (RSDM)
The Maurice H. Kornberg School of Dentistry, Temple University (TEMP)
Touro College of Dental Medicine at New York Medical College
University of Detroit Mercy School of Dentistry (UDM)
University of Detroit Mercy School of Dentistry (UDM)
University of Southern California Herman Ostrow School of Dentistry (USC)
Western University of Health Sciences College of Dental Medicine (WESTU)

*the data is indicative of the count of matriculated students who released their data to UT HPO